



# Remote Learning Technology Guide

(Version 2, Updated April 9th, 2020)

## Accessing IT Support and Assistance

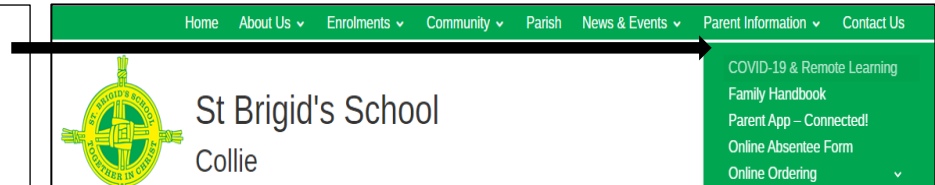
General and Xtramaths: [daniel.graves@cewa.edu.au](mailto:daniel.graves@cewa.edu.au)

General and Studyladder: [marcia.collins@cewa.edu.au](mailto:marcia.collins@cewa.edu.au)

Logins: your class teacher [firstname.lastname@cewa.edu.au](mailto:firstname.lastname@cewa.edu.au)

General and Microsoft: [david.sarre@cewa.edu.au](mailto:david.sarre@cewa.edu.au)

Please refer to our Website- Parent Information- Remote Learning- Remote Learning Plan for Helpful Guide Videos!



## Kindy and Pre-Primary

- Please ensure you access and download or save the websites/apps listed below
- Please contact the school for any support you require in accessing the required technology

### Key Learning Platforms:

**Flipgrid:** This platform will be used to deliver learning videos and learning tasks. Students will need a code to access the content, this will be provided to you in your Remote Learning Pack. When in the platform, you will see a list of topics that you can view, these topics will be labelled with the learning task that your child will be required to view and/or complete for the week.

**Seesaw:** (Kindy Only) Is a digital portfolio that displays student work. Please upload tasks when directed to by the classroom teacher. Families have previously had access to the Family version of the app to view the portfolio. Parents are asked to download the Class version of the app to upload activities.

**Teams:** Teachers will schedule regular 1-1 and small group meetings with your child. You will be provided a timetable of your child's regular meeting schedule. This schedule will be communicated to you by April 20<sup>th</sup>.

Activity/App	Direction	
Reading Eggs	It is available for free from the App Store. Can also be accessed via <a href="http://www.readingeggs.com">www.readingeggs.com</a> Students have been provided login details	
Flipgrid	Can be accessed via <a href="http://www.flipgrid.com">www.flipgrid.com</a> and/or downloaded from the app store. Use the login details provided in your Remote Learning pack to access.	
Seesaw (Kindy Only)	It can be downloaded from the app store or accessed via <a href="https://app.seesaw.me/#/login">https://app.seesaw.me/#/login</a> . Use the login details provided in your Remote Learning pack.	
Teams (Microsoft)	It is available for free from the App Store or online at <a href="https://office.com">https://office.com</a> The Teams App is used for 1-1 and small group meetings. Meeting appointments will be provided to you in a schedule via email and/or Flipgrid. You, nor your child, need to sign into Teams (K and PP only)	

## Year 1-6

### **Key Learning Platforms:**

**Teams (Microsoft):** is the primary communication and collaboration tool between the teachers and the students and also enables communication between students.

- Teachers will schedule regular small group video conference sessions and 1-1 video conference sessions with your child to support their learning. You can view these session times in your child's Team calendar and session times will be emailed to parents one week before school resumes.
- Please use the App rather than the online version- it performs better (unless you are experiencing syncing issues)
- Will be organised into a "General Channel" used for to facilitate learning and a "Social Channel" to allow students to socialise between 2-4pm each weekday only.
- It is essential that you initially access Class Notebook in Teams, so that you then are automatically able to access this learning content in OneNote. OneNote is preferred to Class Notebook because it performs better. You will find this link along the top menu bar once in the General Channel.

**One Note (Microsoft):** stores the learning content, tasks and instructions for students and parents. All learning for students, in all year levels (Yr 1-6) is organised the same way:

#### **Content Library Folders**

- Student Information- providing information directly to students
- Parent Information- providing information to parents to support student learning
- Weekly Timetable- this is the starting point for each student at the beginning of each week. It outlines the learning activities for the week and will help students to navigate and plan their learning. This will be ready to go by 9am at the start of each week.
- Physical Education- Ideas and activities to keep fit and active

#### **Individual Student Folders:**

*Pages for weekly work will be able to be viewed once the folder has been clicked.*









- Spelling- providing a link to an instructional video explaining the weekly learning and tasks.
- Grammar- providing a link to an instructional video explaining the weekly learning and tasks.
- Maths- providing a link to an instructional video explaining the weekly learning and tasks.
- Reading- providing a link to an instructional video explaining the weekly learning and tasks.
- Writing- providing a link to an instructional video explaining the weekly learning and tasks.

#### **Collaboration Space Folders**

- Used as directed by teachers

## Yr 1-3 iPads (school issued or own device)

School issued iPads will have the following apps already installed. If you are using your own device, you will need to download the apps to access the required learning for your child.








Activity/App	Directions	
Xtramath	Students have been provided login details. It can be accessed at <a href="https://xtramath.org/#/home/index">https://xtramath.org/#/home/index</a> or preferably download the App for \$7.99 from the App Store.	
Study Ladder	This is a website (not an App) and can be located at: <a href="https://www.studyladder.com.au/login/account">https://www.studyladder.com.au/login/account</a> * See below	
Reading Eggs	It is available for free from the App Store. Can also be accessed via <a href="http://www.readingeggs.com">www.readingeggs.com</a> Students have been provided login details	
Teams (located in the "Office 365" folder)	It is available for free from the App Store or online at <a href="https://office.com">https://office.com</a> Students sign in with their CEWA credentials. If you sign in to Teams this should automatically log you in to Class Notebook as well. <i>The Teams App is used for communication and collaboration only</i>	
One Note (located in the "Office 365" folder)	It is available for free from the App Store or online at <a href="https://office.com">https://office.com</a> After you have accessed Class Notebook in Teams for the first time, you will then automatically be able to access this learning content in OneNote. <i>The OneNote App is used for accessing learning content.</i>	
Flipgrid	As directed by classroom teacher. Can be accessed via <a href="http://www.flipgrid.com">www.flipgrid.com</a> and/or downloaded from the app store. Use the login details provided by your classroom teacher.	
Epic Reading (located in the Reading folder)	As directed by classroom teacher. This is a website <a href="https://www.getepic.com/sign-in">https://www.getepic.com/sign-in</a> and also available as an App.	
Microsoft Stream	When accessing videos, students may be instructed to sign into Stream. This can be done by signing in with their CEWA credentials.	

\* To save a website on the iPad homepage: when you have the page open press then press: add to home screen.



## Yr 4-6 Lenovo Laptops (school issued or own laptop)

School issued laptops will have many of the below Apps and websites bookmarked already. If you are using your own device, you will need to bookmark and sign-in to the websites outlined below.

Activity/App	Direction	
Xtramath	Students have been provided login details. This website can be accessed at <a href="https://xtramath.org/#/home/index">https://xtramath.org/#/home/index</a>	
Study Ladder	This is a website and can be located at: <a href="https://www.studyladder.com.au/login/account">https://www.studyladder.com.au/login/account</a>	
Reading Eggs	Some Year 4-6 students will be instructed to use this. This website can be accessed via <a href="http://www.readingeggs.com">www.readingeggs.com</a> Students have been provided login details (as required).	
Teams- Microsoft	Please access Teams via the app. If it is not downloaded as an app already, please download via <a href="https://products.office.com/en-us/microsoft-teams/download-app">https://products.office.com/en-us/microsoft-teams/download-app</a> . Please save to the taskbar via right clicking on it (so it is easy to access). Students sign in with their CEWA credentials. If you sign into Teams this should automatically log you in to Class Notebook	
One Note- Microsoft	Please access One Note via the app. You can find it by left clicking the mouse on the start button  Please save to the taskbar via right clicking on it (so it is easy to access). After you have accessed Class Notebook in Teams for the first time, you will then automatically be able to able to access this learning content in OneNote.	
Typing Tournament Yrs 4-6 only	This is a website (not an App) and can be found at <a href="https://www.typingtournament.com">https://www.typingtournament.com</a>	
Epic Reading	Some classes/students may be directed to this site. This is a website <a href="https://www.getepic.com/sign-in">https://www.getepic.com/sign-in</a> and also available as an App.	